


Talk, Talk, Talk

"But God has surely listened and has heard my prayer."
Psalm 66:19



Topic:

Balaam and the Donkey

Lesson Objective:

- That the children would learn that we can't hide from God – he will find ways to communicate with us.

Lesson Outline:

Worship	5 minutes	Page 1
Welcome	5 minutes	Page 1
Worship	10 minutes	Kids Worship Room
Recap Last week	5 minutes	Page 2
Game	5 minutes	Page 3
Story	10 minutes	Page 2
Game	5 minutes	Page 3
Activity	10 minutes	Page 2
Prayer	10 minutes	Page 4
Lesson Review	5 minutes	Page 2
Wrap Up	2 minutes	Page 2
Please note that this is a guide only		

Memory Verse

*But God has surely listened and has heard my prayer.
Psalm 66:19*

Welcome & Worship

Welcome all the kids. Ask them to tell you about their favourite movie is – lead this to a discussion about Donkey in the Shrek films.

The Facilitator will let you know when it is time for Kids Worship. Please have the children form a line and make their way to the Kids Worship room to join with the other children for Worship. Please encourage the children to join in and help the other children to engage. We would also ask that you participate as the children will watch you also.

Feel free to speak to the kids worship team or the Facilitator if you have any questions.

Please feel free to be **creative** with this lesson – you may like to think of a **different way** to tell the story (e.g. acting it out or using pictures), or you may know of an **activity** that will demonstrate the lesson clearly for the kids.



Recap on Last week:

Ask if any of the kids can remember what we learnt last week – we talked about the spies and their journey to explore the Promise Land.

“Send some men to check out the land of Canaan. I am giving it to the people of Israel.”

Numbers 13:2

Story:

Numbers 22:21-41. There is a bible available in the Kids Bizz room that you can read from.

Activity:

Today for the activity the kids will make Donkey masks.

You will need:

- Paper plate
- Pink and brown card.
- Black Marker
- Gluestick
- Thin elastic (approx. 30cm)
- Scissors
- Stapler



How to make a donkey mask:

- Cut out a quarter of the plate and two round eye holes.
- Colour or paint the plate brown (optional).
- Cut out two brown ears, two pink inner ears, a brown forelock and a large brown nose from the card.
- Glue the features on to the plate.
- Add nostrils to the nose with the marker or felt tip pen.
- Cut a suitable length of elastic to go around the back of the head. Tie a knot in each end to stop it slipping through and staple to each side of the plate to complete the mask.

Today's activity comes from:

<http://www.engagetoday.org.uk/playtime/crafts/animal-masks/manila-donkey-mask>

Lesson Review

- The memory verse for this week is:

But God has surely listened and has heard my prayer. Psalm 66:19


Find a creative way to help the kids to learn this verse.

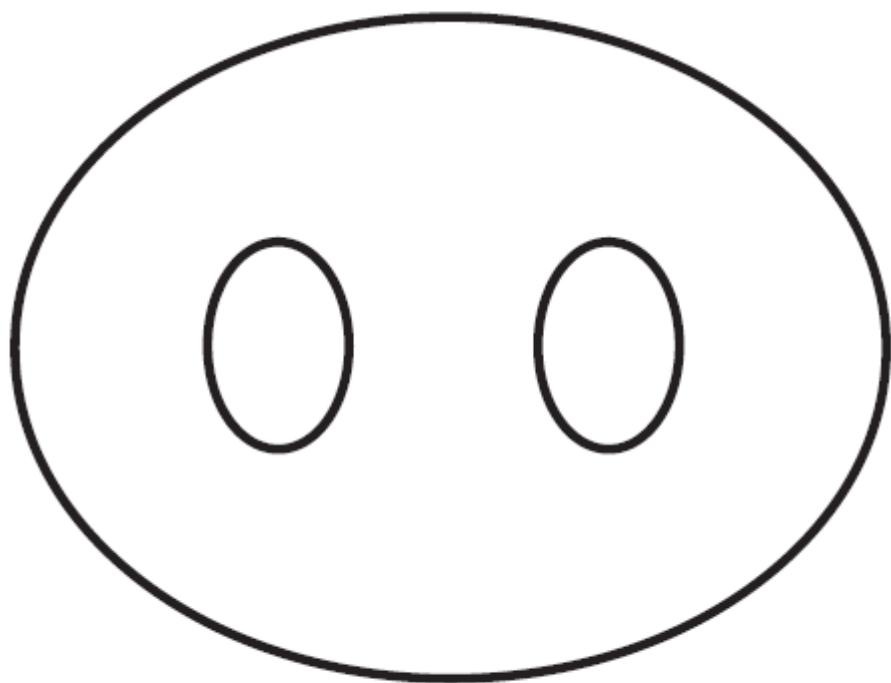
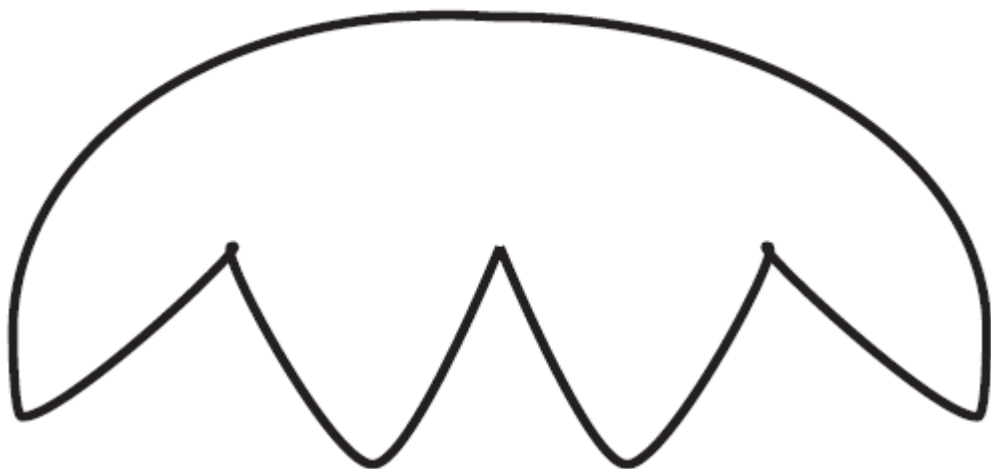
- Noticeboard focus: Ask the children to tell you what they learnt about today then add the memory verse poster to the noticeboard (the card can be found in the folder in the leaders' resource spot).
- Give each child a memory verse card and tell them that if they can remember this verse next week they will get a sweet. (Memory verse cards are in the Leaders Resources spot) Please remember to do this as they are an important part of us connecting with the children's families.

Wrap up:

- Have a leader or helper close in prayer.
- Make sure kids take their craft at the end of the lesson.
- Please ensure that they are signed out by a parent or guardian before they leave the room.
- Once all the children have left please assist us by making sure the room is tidy and ready for the next group. Please also make sure that the blue sign- in folder is returned to the kids table.

Playtime Donkey mask template





"But God has surely listened and has heard my prayer."
Psalms 66:19



"But God has surely listened and has heard my prayer."
Psalms 66:19



"But God has surely listened and has heard my prayer."
Psalms 66:19



"But God has surely listened and has heard my prayer."
Psalms 66:19



"But God has surely listened and has heard my prayer."
Psalms 66:19



"But God has surely listened and has heard my prayer."
Psalms 66:19



Leading Prayer in Kids Bizz

Come Together:

Bring the children together in a circle. Ask if there is anything that they would like to pray for.

Some Questions you may ask to help them think:

- Is there something that you would like to praise God and thank him for this week?
- Are you sick or do you need healing?
- Have you hurt anyone or been hurt by something this week that you need to ask forgiveness for?

Pray:

Pray together— there are two choices here:

They can pray for each other or they can pray for themselves (out loud).

Praying for Each other:

If they would like someone else to pray for them ask the child to sit in the middle and for another child to pray for them (ask for volunteers). If both children are comfortable they can lay hands on as they pray.

Praying for themselves:

If they would like to pray for themselves they can either sit in the middle or where they are. Ask them to pray in a loud voice so everyone can hear. We want them to be comfortable so be flexible and sensitive to the Childs needs.

Continue through the group until everyone has been prayed for.

Listen:

Then take time to sit and listen to God and see if there is anything that he would like to say to the group. Ask each child to sit silently and listen to God. Explain that God may speak to them all in different ways, e.g. a picture, an idea a colour etc. Then after a minute ask if there is anything the children felt God was saying.

Write:

If anyone has anything please write it in the *Kids Bizz Prayer Journal* with the date, service time and child's name. Then have a leader thank God for the lesson and any healings, words or pictures.